



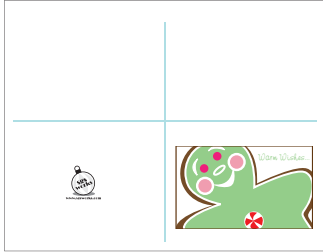
Printables

Christmas Card Collection

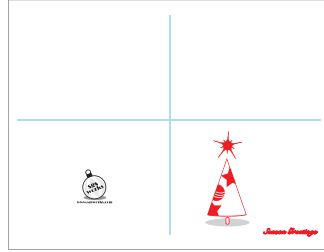
Folding Instructions

www.sgsworks.com

Materials: 8.5 x 11 letter size paper
Envelope size: Invitation Envelopes
4 3/8" x 5 3/4"




1 Fold top of card down with image in front.



2 Fold card in half.




3 Card complete.



1 Fold top of card down with image in front.



Materials: 8.5 x 11 letter size paper
Envelope size: Invitation Envelopes
4 3/8" x 5 3/4"




2 Fold card in half.



3 Card complete.



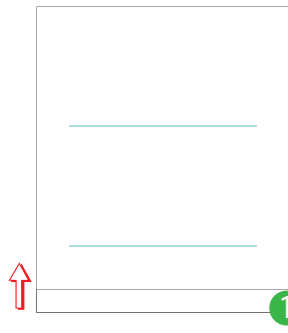
Christmas Money Card Instructions



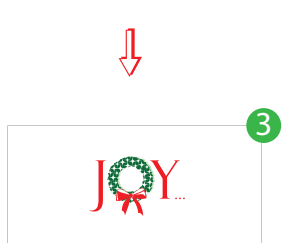
1 Turn card to blank side. Fold first flap up.



Materials: 8.5 x 11 letter size paper and glue.
Envelope size: No. 10 Envelopes
4 1/8" x 9 1/2"



2 Fold second flap up. Add small amount of glue inside each end of flap.



3 Fold the third flap down. Card Complete.



www.sgsworks.com

